

LAKE SHORE MINI BARN S_{LLC}



**Maintenance Free Metal
Structures**

Painted Wood Structures

**Constructed with
Attention to Quality**



GET TO KNOW US

Lakeshore Mini Barns is located in Shawano, Wisconsin. We have several sales locations in Wisconsin for your convenience. Our storage buildings are crafted from the finest materials available and custom built to meet your needs. We are committed to excellent quality and 100% customer satisfaction. Choose from our nine models.

WE OFFER

The Mini Barn, High Barn, Cottage, Garden Shed, Deluxe Garage, The Cabin, Standard Garage, Deluxe Cottage & Utility Shed.

Choose a Maintenance Free Metal or Painted LP Smart Siding.

**Thank you for considering
Lakeshore Mini Barns
for all your barn needs!**

Terms: 10% down when placing an order, non-refundable. Remaining balance due upon delivery.

TESTIMONIALS

"Very positive experience. Great workmanship on the shed, we love it. Delivered on schedule. We're glad we used the Graystone pad contractor (separate from Lakeshore Mini Barns) as we needed significant prep and leveling. Minor lawn damage was easily repaired. Lakeshore was able to provide matching paint as well." -Joseph Celmer

"Highly impressed, everything came just the way we wanted. Quality and customer service was GREAT. Cost was more reasonable than others as well. I will recommend them to family, friends and neighbors. Very happy, thank you." - Cassandra Balde

"This company was very communicative, the prices are great, and the product quality is fantastic. The free delivery within 50 miles of their shop was a bonus!" -Kimberly Smith

"So impressed! A very well built barn at a good price and well worth the money. From ordering through delivery, the folks at Lakeshore Mini Barns were very professional and I'm glad we made the decision to purchase through them." -Deb Rasmussen

"Our experience with Lakeshore Mini Barns was phenomenal! Having the sheds for customers to be able to walk into and look at on their business grounds was very helpful as it ensured what we wanted. Pricing was very reasonable, and the delivery process was very professional and efficient. We were even able to select a design and color scheme that closely matches our house! The shed is high quality and we've even begun the process of putting it to good use. I would highly recommend for anyone that has the need (or want) for a storage shed." -Josh Hames

"Our mini barn is so beautiful and the most well built barn a person could ask for. They build these barns in a day, and the work is the best. They are the easiest to work with, and they take time to listen to you. They make sure you get everything you want. They are the sweetest people. It was so helpful to go to their location and see the prebuilt barns on the property to help get a good idea of color, size, and the barn that you want. The price was the lowest I could find and the work is the best out there. They have a great handout too that shows pictures, sizes, color, and price. When it comes time to deliver, they were able to get our barn in place and cause zero damage to our yard. I wish I needed more barns, because I would work with them again in a heartbeat. Thank you Lakeshore Mini Barns for all the amazing hard work." -Stephanie M.

"We received our deluxe garage last week. It was awesome and built well and looks incredible. The folks at Lakeshore were great to work with through out the process. This is what they do and they do it extremely well. We'd highly recommend Lakeshore." - Steve Clothier

"Excellent all around experience. Shopping was easy, staff was professional, knowledgeable and very customer focused. Delivery was on time, and again, very professional. Love our new shed!"
-Becky Kropidowski

Garden Shed



Standard Features

- 76" side walls
- wall studs 24" on center on metal building
- wall studs 16" on center on Smart Side
- 72'x72' double doors
- OSB roof sheeting
- 8-10 building trusses 24" centers
- 12-14-16 building trusses 16" centers
- Loft
- 5/8" treated flooring
- treated 2x4 floor joists 16' center
- 4x6 notched treated skids
- ladder
- ramp (optional)
- 14-16 wide measured across eaves in compliance with DOT regulations

SMARTSIDE

8 FOOT

8x12.....	\$2968
8x14.....	\$3242
8x16.....	\$3421
8x20.....	\$3963

10 FOOT

10x12	\$3535
10x14	\$3834
10x16	\$4040
10x18	\$4245
10x20	\$4454
10x24	\$5174

12 FOOT

12x12	\$4166
12x14	\$4502
12x16	\$4829
12x18	\$4987
12x20	\$5409
12x24	\$6303
12x28	\$7481
12x30	\$8016
12x32	\$8533
12x34	\$8928
12x36	\$9308
12x40 ...	\$10346

14 FOOT

14x16.....	\$5780
14x18	\$6263
14x20	\$6461
14x24	\$7119
14x26	\$7713

16 FOOT

14x28	\$8309
14x30	\$8902
14x32	\$9226
14x34	\$9803
14x36 ...	\$10239
14x40 ...	\$11340

16 FOOT

16x20	\$7458
16x24	\$8853
16x28 ...	\$10248
16x30 ...	\$10946
16x32 ...	\$11643
16x36 ...	\$12689
16x40 ...	\$14046

METAL

8 FOOT

8x12.....	\$3264
8x14.....	\$3566
8x16.....	\$3763
8x20.....	\$4359

10 FOOT

10x12	\$3959
10x14	\$4294
10x16	\$4525
10x18	\$4754
10x20	\$4988
10x24	\$5794

12 FOOT

12x12	\$4665
12x14	\$5042
12x16	\$5408
12x18	\$5585
12x20	\$6058
12x24	\$7059
12x28	\$7630
12x30	\$8977
12x32	\$9556
12x34	\$9999
12x36 ...	\$10424
12x40 ...	\$11587

14 FOOT

14x16.....	\$6473
14x18	\$7014
14x20	\$7107
14x24	\$7973
14x26	\$8638
14x28	\$9306
14x30	\$9970
14x32 ...	\$10333
14x34 ...	\$10979
14x36 ...	\$11467
14x40 ...	\$12700

16 FOOT

16x20	\$8352
16x24	\$9915
16x28 ...	\$11477
16x30 ...	\$12259
16x32 ...	\$13040
16x36 ...	\$14211
16x40 ...	\$15731

Window not included in base price



High Barn



Standard Features

- 76" side walls
- wall studs 24" on center on metal building
- wall studs 16" on center on LP buildings
- 72'x72' double doors
- OSB roof sheathing
- 8-10 building trusses 24" centers
- 12-14-16 building trusses 16" centers
- Loft
- 5/8" treated flooring
- 4x6 notched treated skids
- ladder
- treated 2x4 floor joists 16" centers
- ramp (optional)
- 14-16 wide measured across eaves in compliance with DOT regulations

SMARTSIDE

8 FOOT

8x12.....	\$3105
8x14.....	\$3426
8x16.....	\$3654
8x20.....	\$4313

10 FOOT

10x12....	\$3699
10x14....	\$3940
10x16....	\$4322
10x18....	\$4406
10x20....	\$4622
10x24....	\$5046

12 FOOT

12x12....	\$4267
12x14....	\$4585
12x16....	\$5061
12x18....	\$5486
12x20....	\$5884
12x24....	\$6933
12x28....	\$7957
12x30....	\$8519
12x32....	\$9049
12x34....	\$9616
12x36....	\$9891
12x40....	\$10360

14 FOOT

14x16....	\$6236
14x18....	\$6483
14x20....	\$6728
14x24....	\$7449
14x26....	\$7998

16 FOOT

14x28....	\$8375
14x30....	\$9145
14x32....	\$9576
14x34....	\$10068
14x36....	\$10643
14x40....	\$11824

16 FOOT

16x20....	\$8175
16x24....	\$9618
16x28....	\$11071
16x30....	\$11791
16x32....	\$12511
16x36....	\$13953
16x40....	\$15396

METAL

8 FOOT

8x12.....	\$3415
8x14.....	\$3768
8x16.....	\$4019
8x20.....	\$4712

10 FOOT

10x12....	\$4142
10x14....	\$4412
10x16....	\$4721
10x18....	\$4935
10x20....	\$5177
10x24....	\$5651

12 FOOT

12x12....	\$4779
12x14....	\$5135
12x16....	\$5668
12x18....	\$6144
12x20....	\$6590
12x24....	\$7764
12x28....	\$8912
12x30....	\$9541
12x32....	\$10134
12x34....	\$10769
12x36....	\$11077
12x40....	\$11603

14 FOOT

14x16....	\$6984
14x18....	\$7260
14x20....	\$7536
14x24....	\$8343
14x26....	\$8958

16 FOOT

14x28....	\$9380
14x30....	\$10242
14x32....	\$10725
14x34....	\$11276
14x36....	\$11920
14x40....	\$13242

16 FOOT

16x20....	\$9156
16x24....	\$10772
16x28....	\$12399
16x30....	\$13205
16x32....	\$14012
16x36....	\$15627
16x40....	\$17243

Window not included in base price.



Standard Garage



Standard Features

- 89" side walls
- wall studs 24" centers on metal buildings
- wall studs 16" centers on LP buildings
- 36" insulated house door without window
- noninsulated 9x7 white garage door
- trusses 16" centers
- OSB roof sheathing
- engineered trusses 50 (PSF) ground snow load
- 3/4" treated flooring
- treated floor joists 2x4
- 12" centers
- 4x6 notched treated skids
- ramp (optional)
- 14-16 wides measured across eaves in compliance with DOT regulations

SMARTSIDE

12 FOOT

12x16	\$5952
12x20	\$6505
12x24	\$7068
12x28	\$8223
12x30	\$8674
12x32	\$9044
12x34	\$9467
12x36 ...	\$10030
12x40 ...	\$10637

14 FOOT

14x16.....	\$6372
14x20	\$6925
14x24	\$7919
14x26	\$8539
14x28	\$9138
14x30	\$9740
14x32 ...	\$10264
14x34 ...	\$10839
14x36 ...	\$11246
14x40 ...	\$13305
14x44 ...	\$14636

16 FOOT

16x20	\$8675
16x24	\$9916
16x28 ...	\$11669
16x30 ...	\$12459
16x32 ...	\$13261
16x36 ...	\$14140
16x40 ...	\$15256
16x44 ...	\$16783

METAL

12 FOOT

12x16	\$6547
12x20	\$7155
12x24	\$7774
12x28	\$9045
12x30	\$9541
12x32	\$9948
12x34 ...	\$10414
12x36 ...	\$11033
12x40 ...	\$11700

14 FOOT

14x16.....	\$7009
14x20	\$7619
14x24	\$8711
14x26	\$9392
14x28 ...	\$10052
14x30 ...	\$10714
14x32 ...	\$11290
14x34 ...	\$11923
14x36 ...	\$12371
14x40 ...	\$14635
14x44 ...	\$16099

16 FOOT

16x20	\$9542
16x24 ...	\$10907
16x28 ...	\$12836
16x30 ...	\$13704
16x32 ...	\$14587
16x36 ...	\$15554
16x40 ...	\$16782
16x44 ...	\$18461



Window not included in base price

Deluxe Garage



Standard Features

- 76" side walls
- 9x7 garage door (white) uninsulated
- wall studs 24" on center on metal buildings
- wall studs 16" centers on LP buildings
- 8' loft
- OSB roof sheathing
- trusses 16" centers
- 3/4" treated flooring
- 2x4 treated floor joists 12" centers
- 4x6 notched treated skids
- 36" insulated house door without window
- ladder
- sky lite ridge cap
- 24" work bench - 8' shelf
- ramp (optional)
- 14-16 wides measured across eaves in compliance with DOT regulations

SMARTSIDE

12 FOOT

12x16	\$6298
12x20	\$7007
12x24	\$7972
12x28	\$9282
12x30	\$9947
12x32 ...	\$10351
12x34 ...	\$10755
12x36 ...	\$11173
12x40 ...	\$11795

14 FOOT

14x16.....	\$7228
14x20	\$7839
14x24	\$8820
14x26	\$9293
14x28 ...	\$10007
14x30 ...	\$10723
14x32 ...	\$11307
14x34 ...	\$12014
14x36 ...	\$12406
14x40 ...	\$13088
14x44 ...	\$14396

16 FOOT

16x20	\$9467
16x24 ...	\$11028
16x28 ...	\$12783
16x30 ...	\$13661
16x32 ...	\$14219
16x36 ...	\$15216
16x40 ...	\$16447
16x44 ...	\$18092

METAL

12 FOOT

12x16	\$6927
12x20	\$7707
12x24	\$8769
12x28 ...	\$10210
12x30 ...	\$10941
12x32 ...	\$11386
12x34 ...	\$11830
12x36 ...	\$12290
12x40 ...	\$12974

14 FOOT

14x16.....	\$7950
14x20	\$8622
14x24	\$9702
14x26 ...	\$10222
14x28 ...	\$11007
14x30 ...	\$11795
14x32 ...	\$12437
14x34 ...	\$13215
14x36 ...	\$13647
14x40 ...	\$14396
14x44 ...	\$15835

16 FOOT

16x20 ...	\$10413
16x24 ...	\$12131
16x28 ...	\$14061
16x30 ...	\$15027
16x32 ...	\$15641
16x36 ...	\$16737
16x40 ...	\$18091
16x44 ...	\$19901



Window not included in base price

Utility Shed



Standard Features

- 60" side walls
- wall studs 24" centers on metal buildings
- wall studs 16" centers on LP buildings
- 84"x84" double doors
- OSF roof sheeting
- 10 wide trusses 24" centers
- 12-14-16 wide trusses 16" centers
- 5/8" treated flooring
- treated 2x4 floor joists
- 16" centers
- 4x6 notched treated skids
- ramp (optional)
- loft not available
- shed not available in 8' wide
- 14-16 wide measured across eaves in compliance with DOT regulations

SMARTSIDE

10 FOOT

10x12	\$3407
10x14	\$3625
10x16	\$3828
10x18	\$4161
10x20	\$4351
10x24	\$4746

12 FOOT

12x12	\$3584
12x14	\$3846
12x16	\$4160
12x18	\$4684
12x20	\$5181
12x24	\$6147
12x28	\$7084
12x30	\$7572
12x32	\$7974
12x34	\$8473
12x36	\$8799
12x40	\$9216

14 FOOT

14x16.....	\$5455
14x18	\$5685
14x20	\$5915
14x24	\$6517
14x26	\$6999
14x28	\$7537
14x30	\$8076
14x32	\$8457
14x34	\$9514
14x36 ...	\$10143
14x40 ...	\$11171

16 FOOT

16x24	\$8156
16x28	\$9435
16x30 ...	\$10074
16x32 ...	\$10713
16x36 ...	\$11992
16x40 ...	\$13077

METAL

10 FOOT

10x12	\$3815
10x14	\$4060
10x16	\$4287
10x18	\$4660
10x20	\$4873
10x24	\$5316

12 FOOT

12x12	\$4014
12x14	\$4307
12x16	\$4659
12x18	\$5246
12x20	\$5802
12x24	\$6884
12x28	\$7893
12x30	\$8480
12x32	\$8930
12x34	\$9489
12x36	\$9854
12x40 ...	\$10321

14 FOOT

14x16.....	\$6109
14x18	\$6397
14x20	\$6624
14x24	\$7299
14x26	\$7838
14x28	\$8441
14x30	\$9045
14x32	\$9471
14x34 ...	\$10655
14x36 ...	\$11360
14x40 ...	\$12511

16 FOOT

16x24	\$9134
16x28 ...	\$10567
16x30 ...	\$11282
16x32 ...	\$11998
16x36 ...	\$13431
16x40 ...	\$14646



Cabin



Standard Features

- 82" side walls
- wall studs 24" centers on metal buildings
- wall studs 16" centers on LP buildings
- one 36" insulated house door with window
- four insulated windows 24x36
- OSB roof sheathing
- trusses 16" centers
- 4x6 notched treated skids
- 5/8" treated flooring
- treated 2x4 floor joists
- wainscot (two colors) metal only
- 8' loft in back
- 4' or 6' porch
- loft above porch
- ladder
- 14-16 wides measured across eaves in compliance with DOT regulations

SMARTSIDE

10 FOOT

10x18	\$5761
10x20	\$6443
10x22	\$7041
10x24	\$7543

12 FOOT

12x18	\$6337
12x20	\$7042
12x22	\$7745
12x24	\$8352
12x26	\$8981
12x28	\$9672
12x30	...	\$10127
12x32	...	\$10552
12x34	...	\$10944
12x36	...	\$11304
12x40	...	\$12563

14 FOOT

14x20	\$8215
14x22	\$9037
14x24	\$9544
14x26	\$10060
14x28	...	\$10637
14x30	...	\$11213
14x32	...	\$11652
14x34	...	\$12220
14x36	...	\$12773
14x40	...	\$13804
14x44	...	\$15184

16 FOOT

16x24	...	\$11374
16x28	...	\$12906
16x30	...	\$13791
16x32	...	\$14676
16x36	...	\$15724
16x40	...	\$16642
16x44	...	\$18306

METAL

10 FOOT

10x18	\$6337
10x20	\$7087
10x22	\$7745
10x24	\$8297

12 FOOT

12x18	\$6971
12x20	\$7746
12x22	\$8519
12x24	\$9187
12x26	\$9879
12x28	...	\$10639
12x30	...	\$11139
12x32	...	\$11607
12x34	...	\$12038
12x36	...	\$12434
12x40	...	\$13819

14 FOOT

14x20	\$9036
14x22	\$9940
14x24	...	\$10498
14x26	...	\$11066
14x28	...	\$11700
14x30	...	\$12334
14x32	...	\$12817
14x34	...	\$13442
14x36	...	\$14050
14x40	...	\$15184
14x44	...	\$16702

16 FOOT

16x24	...	\$12511
16x28	...	\$14197
16x30	...	\$15170
16x32	...	\$16143
16x36	...	\$17296
16x40	...	\$18306
16x44	...	\$20137

Window included in base price.



Cottage



Standard Features

- 76" side walls on 8' wide
- 89" side walls on 10-14-16 wide
- wall studs 24" centers on metal buildings
- wall studs 16" centers on LP buildings
- 72"x72" double doors
- OSB roof sheeting
- 8-10 wide trusses 24" centers
- 12-14-16 wide trusses 16" centers
- engineered trusses 50 (PSF) ground snow load
- 5/8 treated flooring
- treated 2x4 floor joists
- 16" centers
- 4x6 notched treated skids
- ramp (optional)
- loft not available
- 14-16 wide measured across eaves in compliance with DOT regulations

SMARTSIDE

8 FOOT

8x8.....	\$2367
8x10.....	\$2679
8x12.....	\$2824
8x14.....	\$3111
8x16.....	\$3287
8x20.....	\$3612

10 FOOT

10x12	\$3212
10x14	\$3596
10x16	\$3791
10x18	\$4048
10x20	\$4315
10x24	\$4698

12 FOOT

12x12	\$3727
12x14	\$4163
12x16	\$4429
12x18	\$4657
12x20	\$4946
12x24	\$5431
12x28	\$6423
12x30	\$6883
12x32	\$7340
12x34	\$7796
12x36	\$8257
12x40	\$9492

14 FOOT

14x16.....	\$5037
14x18	\$5433
14x20	\$5684
14x24	\$6530
14x26	\$7095
14x28	\$7641

14x30	\$8103
14x32	\$8663
14x34	\$9062
14x36	\$9561
14x40 ...	\$10506

16 FOOT

16x20	\$7069
16x24	\$8379
16x28	\$9682
16x30 ...	\$10365
16x32 ...	\$11023
16x36 ...	\$12099
16x40 ...	\$13156

METAL

8 FOOT

8x8.....	\$2603
8x10.....	\$2946
8x12.....	\$3106
8x14.....	\$3422
8x16.....	\$3615
8x20.....	\$3973

10 FOOT

10x12	\$3597
10x14	\$4027
10x16	\$4246
10x18	\$4533
10x20	\$4832
10x24	\$5261

12 FOOT

12x12	\$4174
12x14	\$4662
12x16	\$4960
12x18	\$5216
12x20	\$5539
12x24	\$6082
12x28	\$7204
12x30	\$7708
12x32	\$8221
12x34	\$8731
12x36	\$9247
12x40 ...	\$10631

14 FOOT

14x16.....	\$5641
14x18	\$6085
14x20	\$6366
14x24	\$7313
14x26	\$7946
14x28	\$8558

14x30	\$9075
14x32	\$9702
14x34 ...	\$10149
14x36 ...	\$10708
14x40 ...	\$11766

16 FOOT

16x20	\$7917
16x24	\$9384
16x28 ...	\$10843
16x30 ...	\$11609
16x32 ...	\$12346
16x36 ...	\$13551
16x40 ...	\$14734



Window not included in base price

Deluxe Cottage



Standard Features

- 76" side walls on 8' wide
- 84" side walls on 10' thru 16' wide
- wall studs 24" on center on metal buildings
- wall studs 16: on center on LP buildings
- 72"x72" double doors
- OSB roof sheathing
- 8-10 wide trusses 24: centers
- 12-14-16 wide trusses 16" centers
- engineered trusses 50 (PSF) ground snow load
- 6" over hang
- wainscot (2 colors) for metal sheds
- two 18x27 windows
- two air vents
- 5/8" treated flooring
- treated 2x4 floor joists
- 16" centers
- 4x6 notched treated skids
- ramp (optional)
- 14-16 wide measured across eaves in compliance with DOT regulations

SMARTSIDE

8 FOOT

8x8.....	\$2846
8x10.....	\$3345
8x12.....	\$3742
8x14.....	\$4115
8x16.....	\$4258
8x20.....	\$4650

10 FOOT

10x12 ...	\$4310
10x14 ...	\$4617
10x16 ...	\$4881
10x18 ...	\$5049
10x20 ...	\$5251
10x24 ...	\$5896

12 FOOT

12x12 ...	\$4881
12x14 ...	\$5280
12x16 ...	\$5642
12x18 ...	\$5849
12x20 ...	\$6210
12x24 ...	\$6823
12x28 ...	\$8069
12x30 ...	\$8645
12x32 ...	\$9132
12x36 ...	\$10033
12x40 ...	\$11860

14 FOOT

14x16.....	\$6237
14x18	\$6541
14x20	\$6848
14x24	\$7861
14x28	\$8873
14x30	\$9379

14x32

14x32 ...	\$9889
14x34 ...	\$10390
14x36 ...	\$11481
14x40 ...	\$12570

16 FOOT

16x24	\$9087
16x28 ...	\$10519
16x30 ...	\$11236
16x32 ...	\$11953
16x36 ...	\$13386
16x40 ...	\$14820

METAL

8 FOOT

8x8.....	\$3130
8x10.....	\$3679
8x12.....	\$4116
8x14.....	\$4526
8x16.....	\$4683
8x20.....	\$5115

10 FOOT

10x12 ...	\$4827
10x14	\$5171
10x16 ...	\$5466
10x18 ...	\$5654
10x20 ...	\$5881
10x24 ...	\$6603

12 FOOT

12x12 ...	\$5467
12x14 ...	\$5913
12x16 ...	\$6319
12x18 ...	\$6550
12x20 ...	\$6955
12x24 ...	\$7641
12x28 ...	\$9037
12x30 ...	\$9682
12x32 ...	\$10227
12x36 ...	\$11236
12x40 ...	\$13283

14 FOOT

14x16.....	\$6985
14x18	\$7325
14x20	\$7669
14x24	\$8804
14x28	\$9937
14x30 ...	\$10504

14x32

14x32 ...	\$11075
14x34 ...	\$11636
14x36 ...	\$12858
14x40 ...	\$14078

16 FOOT

16x24 ...	\$10177
16x28 ...	\$11781
16x30 ...	\$12584
16x32 ...	\$13387
16x36 ...	\$14992
16x40 ...	\$16598



Window not included
in base price

Mini Barn



Standard Features

- 48" side walls
- wall studs 24" centers on metal buildings
- wall studs 16" centers on LP buildings
- 72"x72" double doors
- OSB roof sheathing
- 8-10 wide trusses 24" centers
- 12 wide trusses 16" centers
- 5/8" treated flooring
- treated 2x4 floor joists
- 16" centers
- 4x6 notched treated skids
- ramp (optional)
- loft not available

SMARTSIDE

8 FOOT

8x8.....	\$2219
8x10.....	\$2437
8x12.....	\$2652
8x14.....	\$2983
8x16.....	\$3153

10 FOOT

10x12	\$3142
10x14	\$3357
10x16	\$3557
10x18	\$3906
10x20	\$4302
10x24	\$4607

12 FOOT

12x12	\$3481
12x14	\$3754
12x16	\$4045
12x18	\$4455
12x20	\$4859
12x24	\$5583
12x28	\$6466
12x30	\$6927

METAL

8 FOOT

8x8.....	\$2441
8x10.....	\$2680
8x12.....	\$2917
8x14.....	\$3281
8x16.....	\$3468

10 FOOT

10x12	\$3456
10x14	\$3692
10x16	\$3912
10x18	\$4296
10x20	\$4732
10x24	\$5067

12 FOOT

12x12	\$3829
12x14	\$4129
12x16	\$4449
12x18	\$4900
12x20	\$5344
12x24	\$6141
12x28	\$7112
12x30	\$7674





All Models Available with Painted LP Smart Side

16 Colors to Choose From



STANDARD FEATURES


- wall studs 16" on center
- 72"x72" double doors
- metal roof
- OSB on roof
- treated flooring
- treated skids

Equipment available to move in tight spaces!

Metal Colors




Slate



Brite White




Burgundy




Charcoal



Ash Gray




Black



Bronze




Tan



Beige



Ivy




Ocean Blue




Brown




Red




Clay



Light Stone



Patina Green




Heron Blue




Crimson Red

40 YEAR GUARANTEE ON METAL

Paint Colors



White



Navajo White



Charcoal Brown



Mountain Red



Hunter Green



Pequea Green



Dark Gray




Ronks Gray



Christiana Gray



Basswood




Leola Almond




Black




Pinnacle Red



Bronze



Clay



Reihl Blue




WARRANTY:

HALEY PAINT COMPANY 12 YEAR LIMITED PRODUCT WARRANTY.

- Will not peel or blister from properly prepared surfaces
- Will not noticeably fade
- Will not chalk
- Will not erode to expose the wood surface

LP SMARTSIDE PROVIDES 25 YEAR WARRANTY

Doors & Windows



OVERHEAD DOORS

White
 9x7 Uninsulated \$735
 9x7 Insulated \$885
Other colors available for an additional \$115



DOUBLE DOORS

84" Double Doors \$240
 72" Double Doors \$200
 60" Double Doors \$190
 48" Double Doors \$180
 36" Shop Door \$130



ROLL UP DOORS

White, Green, Brown
 6x6-6x7 \$665
 9x7 \$725
Other colors available for an additional charge \$150



INSULATED HOUSE DOORS

36" House Door with Window \$410
 36" House Door without Window \$375



DOOR WITH TRANSOM WINDOW
\$80 per window



NON INSULATED WINDOWS
 14x21.....\$75
 18x27\$85
 24x36\$115
 36x36\$140



INSULATED WINDOWS
 24x36 \$220
 36x36 \$240



SIDE SLIDER
 24x24 \$180

Set-up & Delivery



OPTIONAL FEATURES

Shutters

..... \$50 per window

Shingles

..... 10% of base price

Flower Boxes

..... \$40 per box

Skylight Ridge Cap

..... \$8.75 per foot

8x8 Vents

Green, White, Brown, Black..... \$30 each

Ramps

5x6 stationary..... \$160

5x7 stationary..... \$175

5x9 stationary..... \$195

Removable ramps with metal frame available call for pricing.

House Wrap

..... \$.65 per sq. foot

Insulation

Spray Foam..... \$2.65 per sq. foot

Includes house wrap

Work Benches

24" wide..... \$9.75 foot

OSB

..... call for pricing

Shelving

12" wide..... \$6.50 foot

24" wide..... \$9.00 foot

Heavy Duty Floor

..... 10% of base price

Vinyl Siding

Available upon request

..... 20% of base price

Build On Site Available

Want something you don't see in the brochure?

Please ask!



We offer FREE delivery with a 50-mile radius from any of our locations. The location where the building will sit should be fairly level and free of any stumps, rocks and debris. Make sure we have access and enough clearance to transport the building to it's final destination. We will supply first 10 blocks if needed. If more blocks are needed, there will be a charge per block that will be added to the balance owed on building.

LAKESHORE

MINI BARNs LLC

W5366 Willow Lane, Shawano, WI 54166

715-745-4103